



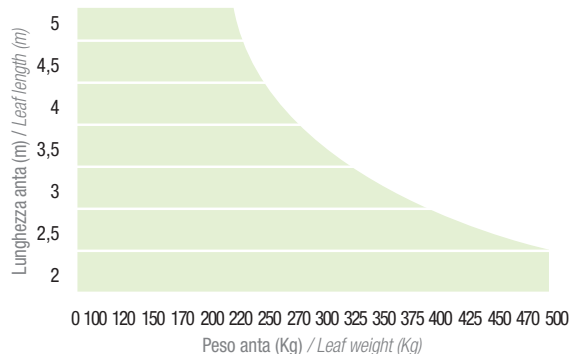
Cancelli ad anta battente | Swing gates

ABACUS 500

Per ante fino a 5 m | For leaves up to 5 m



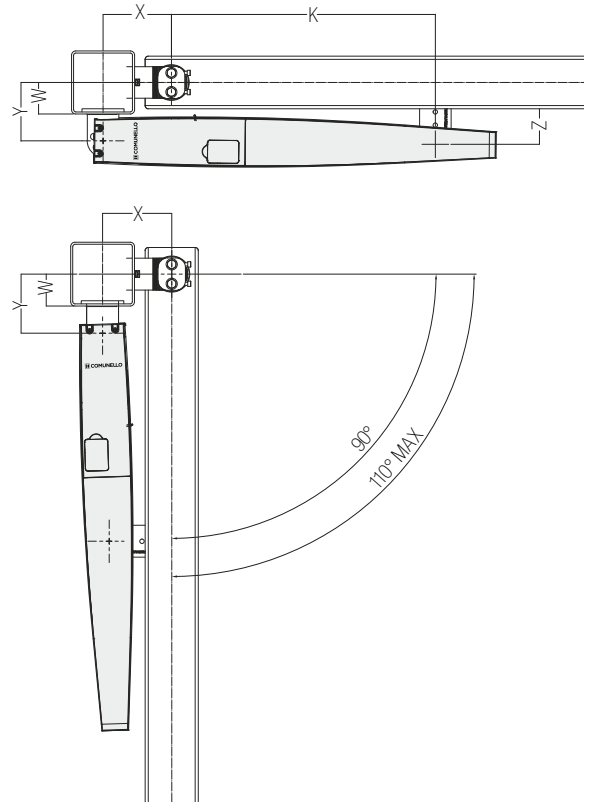
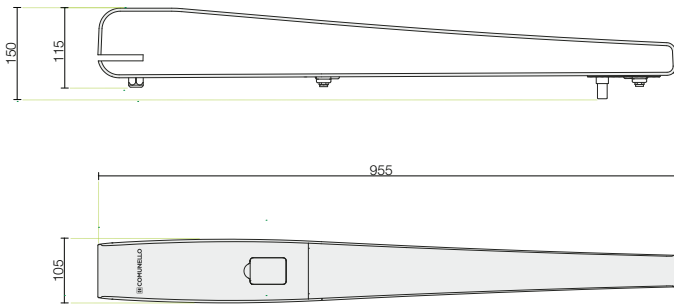
OPERATING LIMITS



ARTICLE	PRODUCT CODE	DESCRIPTION
■ ABACUS 500 24V FE E	AS500 24V FE E	Attuatore a pistone per ante a battente fino a 5 m 24V con encoder e finecorsa elettronici <i>Rod actuator for swing leaves up to 5 m 24V with encoder and electronic limit switches</i>
■ ABACUS 500 230V FE	AS500 230V FE	Attuatore a pistone per ante a battente fino a 5 m 230V con finecorsa elettronici <i>Rod actuator for swing leaves up to 5 m 230V with electronic limit switches</i>
■ ABACUS 500 230V FM E	AS500 230V FM E	Attuatore a pistone per ante a battente fino a 5 m 230V con encoder e finecorsa meccanici <i>Rod actuator for swing leaves up to 5 m 230V mechanical stops with encoder</i>
■ Su richiesta versione con alimentazione 110 VAC / 110 VAC power supply version on demand		


TECHNICAL CHARACTERISTICS			
Dati elettrici / Electrical information	AS500 24V FE E	AS500 230V FE	AS500 230V FM E
Alimentazione / Power supply	24 VDC	230 VAC	230 VAC
Potenza assorbita / Power consumption	110 W	280 W	280 W
Assorbimento max / Current input	5 A	1,2 A	1,2 A
Spinta max / Maximum thrust	1800 N	2000 N	2000 N
Spinta nom. / Nominal thrust	600 N	700 N	700 N
Intermittenza di lavoro / Duty cycle	Intensivo / Intensive	30%	30%
Grado di protezione (IP) / Protection rating (IP)	IP24D	IP24D	IP24D
Classe di isolamento / Insulation class	3 (SELV)	1 (messa a terra/earthing)	1 (messa a terra/earthing)
Temp. di funzionamento / Working temperature	-20°C / +50°C	-20°C / +50°C	-20°C / +50°C
Velocità a vuoto / No-load speed	21 mm/s	16 mm/s	16 mm/s
Peso / Weight	10,7 kg	11,2 kg	11,2 kg

DIMENSIONS




MAX OPENING	X	Y	Z	K	WMAX
110°	190	156	92.5	605	90
100°	185	176	112.5	597	110
90°	195	186	132.5	575	120

ABACUS 500 ACCESSORIES



Centralina / Control unit
QUAD-24V-HP
QUAD-230V-HP



Centralina / Control unit
QUAD-24V-1M
QUAD-230V-1M



Centralina / Control unit
QUAD-24V-2M
QUAD-230V-2M



Antenna esterna / Outdoor antenna
AC 30



Staffa anteriore e posteriore regolabile
zincate / Galvanized front and rear
adjustable bracket

AC 60



Staffa posteriore ad avvitare zincata
Galvanized rear bracket to screw

AC 70



Staffa posteriore lunga zincata
Galvanized rear long bracket

AC 80



Elettroserratura 12V orizzontale
12V horizontal electric lock

AC 10



Elettroserratura 12V verticale
12V vertical electric lock

AC 20



Tabella segnaletica / Signage table

AC 40



Kit batteria / Battery kit

AC 50