



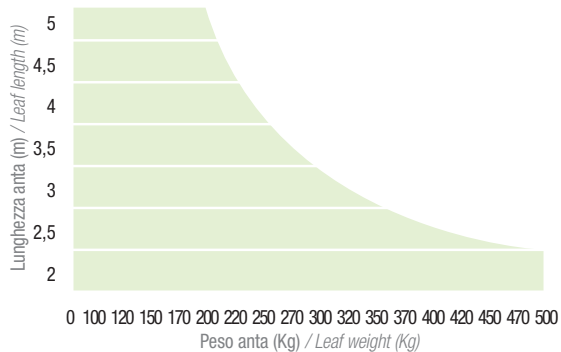
Cancelli ad anta battente | Swing gates

RAM 500

Attuatori elettromeccanici a pistone telescopici ambidestri per ante a battente fino a 5 m
Telescopic reversible rod actuator for swing leaves up to 5 m



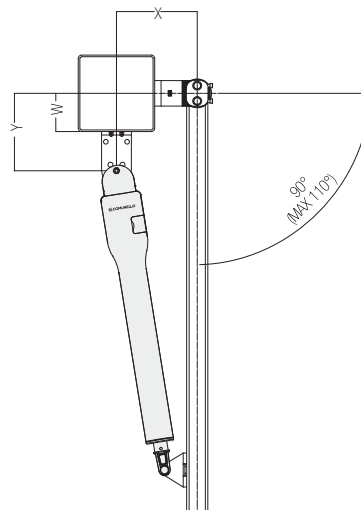
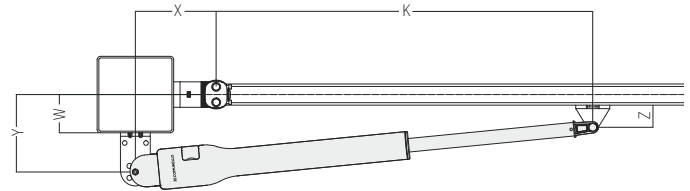

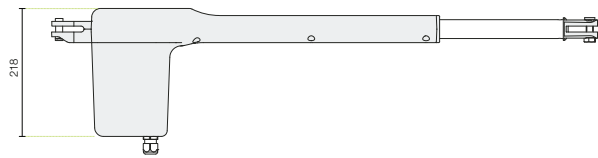
OPERATING LIMITS



| ARTICLE | PRODUCT CODE | DESCRIPTION |
|---|--------------|---|
| ■ RAM 500 24V | RM500 24V | 24V per ante a battente fino a 5 m <i>24V for swing leaves up to 5 m</i> |
| ■ RAM 500 230V | RM500 230V | 230V per ante a battente fino a 5 m <i>230V for swing leaves up to 5 m</i> |
| ■ Su richiesta versione con alimentazione 110 VAC / <i>110 VAC power supply version on demand</i> | | |


| TECHNICAL CHARACTERISTICS | | |
|--|--------------------------------------|----------------------------|
| Dati elettrici / <i>Electrical information</i> | RAM500 24V | RAM500 230V |
| Alimentazione motore / <i>Operating power supply</i> | 24 VDC | 230 VAC |
| Potenza assorbita / <i>Power consumption</i> | 110 W | 280 W |
| Assorbimento max / <i>Current input</i> | 5 A | 1,2 A |
| Spinta max / <i>Maximum thrust</i> | 1800 N | 2000 N |
| Spinta nom / <i>Nominal thrust</i> | 600 N | 700 N |
| Intermittenza di lavoro / <i>Duty cycle</i> | uso intensivo / <i>intensive use</i> | 30% |
| Grado di protezione (IP) / <i>Protection rating (IP)</i> | IP24D | IP24D |
| Classe di isolamento / <i>Insulation class</i> | 3 (SELV) | 1 (messa a terra/earthing) |
| Temp. di funzionamento / <i>Working temperature</i> | -20°C / +50°C | -20°C / +50°C |
| Velocità / <i>Speed</i> | 22 mm/s | 15 mm/s |
| Peso / <i>Weight</i> | 8,8 Kg | 9,3 Kg |

DIMENSIONS




| MAX OPENING | X | Y | Z | K 220/300 | K 500 | WMAX |
|-------------|-----|-----|----|-----------|-------|------|
| 110° | 170 | 110 | 40 | 820 | 970 | 50 |
| 90° | 170 | 110 | 40 | 880 | 1003 | 50 |


RAM 500 ACCESSORIES



Centralina / Control unit
QUAD-24V-HP
QUAD-230V-HP



Centralina / Control unit
QUAD-24V-1M
QUAD-230V-1M



Centralina / Control unit
QUAD-24V-2M
QUAD-230V-2M



Elettroserratura 12V orizzontale
12V horizontal electric lock
AC 10



Elettroserratura 12V verticale
12V vertical electric lock
AC 20



Antenna esterna / Outdoor antenna
AC 30



Tabella segnaletica / Signage table
AC 40



Kit batteria / Battery kit
AC 50